

Improving Students' Writing Skill of Procedure Text by Using Canva Application

Na'imatul Husni ⁽¹⁾

naimatul.husni@gmail.com

English Education Study Program, Palembang University

Rahayu ⁽²⁾

English Education Study Program, Palembang University

Abstract

Media is needed by teachers in supporting teaching in education. Media is a tool used by teachers in teaching, apart from using books or lecture methods, teachers are also expected to have different learning media and adapt the material and conditions to their respective students. Today, technological developments are increasingly rapid and advanced; everyone is expected to understand technology as a support for all existing activities, even in the realm of education. Teachers and students can take advantage of technology-based learning media, one of which is the canva application. Canva is an online-based application that provides attractive designs in the form of templates, features, and the categories provided in it. With various and attractive designs, it makes the learning process not boring. The canva application is used by researchers to assist students in attracting students' interest in learning to write. This research was conducted to find out whether there was a significant effect of using canva on students' ability to write procedural texts. The research procedure includes 5 stages, namely: 1) Pre-test. 2) Introducing students to canva application, its benefits, and procedures for its use, 3) Conducting procedure text learning through canva application, 4) Practicing writing Procedure Text, and 5) Conducting a Post-test. Based on the research, it can be concluded that there is a significant effect of using canva on students' ability to write procedural texts.

Key Words: Canva, Writing Ability, Procedure Text

INTRODUCTION

The development of information technology in the era of globalization At this time it cannot be separated from its influence in the world of education. Global demand requires the world of education to always adjust to technological developments to improve the quality of education. Improving educational performance in the future requires information systems and information technology which not only functions as a means of support, but as the main weapon to support the success of the world of education so that it is able to compete in a global world (Budiman, 2017). As a result, teachers cannot be left behind in terms of ICT. ICT offers students an era of digital literacy, creativity, higher order thinking skills, effective communication and high productivity.

Teachers have to do more than teach; they also have to make learning fun for their students. Teacher must change their role from knowledge provider to facilitator. The main responsibility of a facilitator is to make sure that their students have access to learning resources and that their learning is a scaffold (Xiao, 2005) Teachers can use learning media to engage students. This medium encourages active participation, individual learning, social interaction, and immersion, and is highly flexible and collaborative (Yowell and Rhoten, 2009) DThis media offers a learning experience according to the personality of digital native students.

One of applications that have been present in technology is canva. canva is an online design program that provides various tools such as presentations, resumes, posters, flyers, brochures, graphics, infographics, banners, bookmarks, bulletins, and so on that are provided in the canva

application. The types of presentations available on canva include creative presentations, education, business, advertising, technology, and so on.

Canva as a language teaching tool that based on technology is believed can motivate students to learn English skills including writing. Tinio in Audayani (2021) explains that technology is equipped with digital literacy, intensive thinking, high-order thinking, sound reasoning, effective communication and high productivity. Infographics or visuals including canva has multiple purposes, some of them; to make abstract ideas concrete, to repeat the information, to recall previous knowledge. So that, students could start to design information visualization to illustrate their knowledge, opinion, thoughts using online design tools. It encouraged students to be more creative and improve their writing because visuals were also important in communicating.

As you have clearly seen from the description above, the researcher improved students' writing ability through Canva. Moreover, in this 0.4 era, the teacher should find a way to teach writing effectively. With that goal in mind, the students produce high-quality writing. Engaging media, techniques, or methods could motivate the students to create their own writing. In this research, the writer focused on writing skills in procedure text since procedure text was one of the texts that should be learn by the ninth grade; it was also listed in the English syllabus.

Anderson cited in Syafrizal et al(2019) stated that Procedure text is a piece of text that gives us instruction for doing something. The purpose of a procedure text type is to explain how something can be done⁹. It also added by Larson cited in Lusiana(2021) argued that procedural text is texts which give instructions on how to do something¹⁰. It meant that procedure text had the purpose of explaining to the reader a direction or step in making something. It was usually used as a writer's instruction in making food recipes. People could publish their writing in recipe form on social media to attract readers, and then they could easily cook.

Writing procedure text is not only written freely without any rules in it. It has a generic structure, language features, and the intention of writing procedure text correctly by choosing a word. The procedure text is arranged by three main elements. There are goals, tools or equipment, and methods. The students can pass it and then make good scores if they can master all the rules to create a good procedure text. In short, a procedure text is a text that presents several steps in making, how to use, or designing something properly. A procedure text is one of the subjects that must be learned by the students at school; it is also included on the syllabus.

Based on these conditions, students of SMP Negeri 18 Palembang have difficulties in writing procedure texts where students' vocabulary mastery is still very low. They also do not understand correctly the generic structures of procedure text, the use of tenses and punctuation marks are also still very weak. Therefore, in this study the reseacher focused on efforts to improve the ability to write procedure text for SMP Negeri 18 Palembang students by using the canva application.

WRITE PROCEDURE TEXT

One of the language skills that must be learned by high school students in learning and teaching English is writing. Writing is a complex skill, in this case students often face several problems in composing texts. As is the case with students at SMP N 18 Palembang where they still have difficulty writing procedure text. even though writing procedure text is one of the main subjects that students must learn (Jupri, 2018). Procedure Text is a text that explains how people do something or make something in a certain sequence of steps or a series of actions (Ameliah, Syam, Anugrawati, Sangkala, & Abdul, 2019). Mastering Procedure Text, students must understand the generic structure of procedure text which includes. (1). Goals/goals: We can see the goals or goals here from the title of the text. It can also be an introductory paragraph; (2). Materials: In this section, the writer must show the materials or tools they need to make or do something. Material can be written in the form of lists

or paragraphs; (3). Steps/Steps: In this section the author must show how he does something or makes something (Rahmawati & Sulistyaningsih, 2020).

Students' difficulties in writing procedure text are caused by the following: First, students do not know the characteristics of procedure text. Second, students are not used to using English in their communicative activities, especially in written form. The majority of students tend to use mothertongue in their daily lives and this makes it difficult for them to express ideas in English (Lubis & Hasibuan, 2020). In addition, students are not able to write objectives, materials and steps in procedural texts, students cannot use the correct tenses, action verbs and conjunctions in procedural texts, students' Vocabulary Mastery needed to write procedural texts is also limited, students cannot use good punctuation and capitalization in writing procedure text (Annida, 2020) in (Lubis & Hasibuan, 2020).

Furthermore, (Lubis & Hasibuan, 2020) revealed that students' difficulties in writing procedure text genre texts were as follows. First, the problem was that students found it difficult to compose the text themselves. Students' difficulties in writing texts are caused by several factors. For example, students do not understand the generic structure, linguistic features, and social functions of a text. Therefore students experience difficulties to write down something that is in his mind. Second, the factual conditions show that most students have a lack of vocabulary. Some students have low vocabulary mastery, especially vocabulary related to a text. This causes them to be confused about what they should write so that their writing becomes a good text using adequate variations of words. In addition to this, other factors such as lack of self-confidence are also triggers that cause students to find it difficult to write, even though many students have many ideas in their minds but they are not confident causing them difficulties to start and put their ideas into good written form. Because of their anxiety, they find it difficult to develop their ideas when they write procedure texts

Therefore it is important for us as educators to create a writing learning that is comfortable, enjoyable and keeps students eager to learn. What we can apply is by using learning technology that supports us in transferring knowledge to students in a pleasant atmosphere. In this case, to teach procedure text in a creative and fun way, we can use the canva application.

CANVA APPLICATION

McKenzies as a head of PR and communications at Canva. She said Canva is an online design and publishing tool which makes graphic design simple for everyone (Geetesh Baaja, 2020). Also, Neltner in Manowong explained that Canva is an online graphic design program that can be used to create anything from the blog, Facebook headers, to posters, to flyers (Supaporn Manowong, 2021). It is simple to use in creating writing form, many teachers using it. Canva could encourage students' creativity, potency and also motivate them to produce writing.

Canva focused on graphic design, but currently, Canva also provides education features useful for teaching- learning activity in the classroom. Canva can be a good solution for teachers as a teaching-learning media. With Canva, the students could create document, poster, presentation, infographic, Instagram post, Facebook post and video. It uses a drag-and-drop format and provides access to over a million photographs, graphics, and fonts. It is used by non-designers as well as professionals. The tools can be used for both web and print media design and graphics.

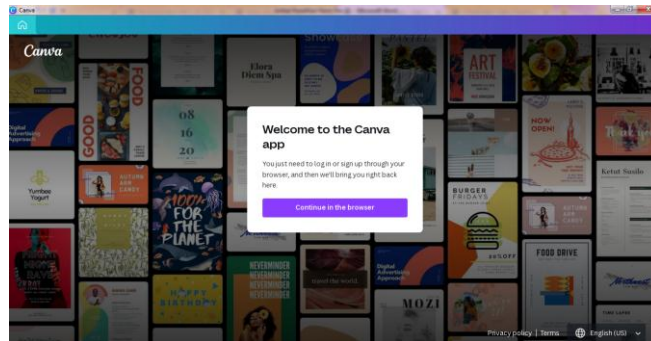
Moreover, Seeley and the chief evangelist of Canva, Kawasaki, discuss that Canva is an online tool that allows users to choose from scratch, for use in a presentation, posters, infographics, social media, business cards, etc. (Justin ,Guy Kawasaki, 2021). Infographics could attract students to learning materials designed by teachers; they will consider that English is a pleasant subject and interesting. Engaging teaching-learning media itself is necessary. People get used to using a phone and the internet. They usually create a lengthy caption to share their story or experience on a picture as an Instagram post, creating education articles, news, entertainment news. Moreover, with Canva,

students would create their original work, such as PowerPoint, document, lesson plan, report, narration, description with the pictures in it. The teacher also can design their interesting, practical and informative materials.

It can be concluded that Canva is online tools and focus on graphic design and as a teaching writing media. This statement also supported by Nabela in her thesis that the students are equipped to develop their idea of writing through Canva, the students also found the writing process easier. It became effortless to deliver their ideas through canva as well as making it easy for readers to understand the messages (Anesa Nabela, 2021). Canva allows teachers to design their materials more presentative with visual and demonstrating new learning concepts according to an aspect of learning objectives. Canva can develop students' enthusiasm to create their writing and encourage them to comprehend and obtain information quickly.

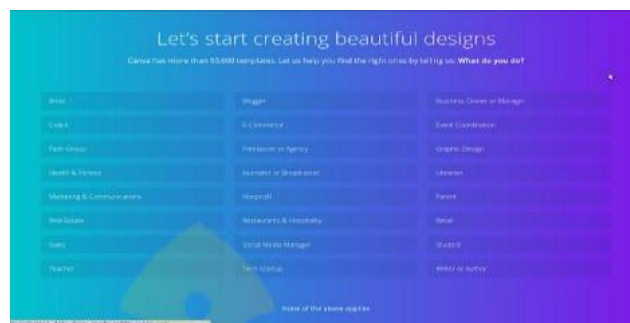
How to use Canva

1. Go to search a web <https://www.canva.com/login>



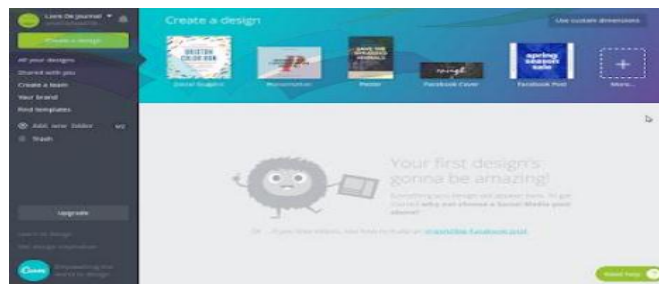
Picture 1. Login Canva

2. After sign up, you can choose which aspect do you like to create or what type that you will design



Picture 2. Application Canva

3. After choosing the template, you can start to design everything. It depends on your interest.



Picture 3

4. After designing the template, you can publish to social media, or save to your draft.

There are functions of Canva :

1. To make a feed for photos on social media, such as Facebook cover, size photo of Instagram, Twitter, or Youtube Thumbnail and other social media.
2. To make a template a document, such as summaries, certificate, the cover of a magazine - To make a template's content of Blog and Ebook
3. For promoting a product such as a logo, brochure, pamphlet, poster and banner - For making the announcement, powerpoint.
4. For teaching-learning media.

The students usually love to use their phone to communicate with other people through social media, such as WhatsApp, Instagram and Facebook. Therefore, since the teacher does not allow the students to explore technology that has a beneficial effect on education, the writer wants to assist the students in creating several things that involve students' motivation in learning English. Canva may improve students' skill, especially in writing, for example, digital posters that positively influence learning activities. It is intended to attract students' attention because there are so many choices of posters with contemporary models and colours made in an attractive form that could make the students understand the vocabulary and assist the teacher in delivering the material (Sofian Hadi,2021) .

Teaching Steps of Writing Procedure Text Using Canva

The writer used demonstration as a technique to support the media. These are the following procedures that have been modified by the writer based on Amalia of using Canva to teaching writing:

1. The teacher asks the students to open the Canva application (before the teacher start to teach, the teacher should make a group to present the learning material)
2. The teacher should introduce the students to the demonstration, how it relates to the instructional program through Canva. Ask the students to discuss the purpose with the teacher.
3. Show the students some finished products as guidance, to assist the students in understanding the goal of the demonstration itself.
4. Show and describe the equipment/ material required in producing items. Make sure to choose the safety material.
5. Give the demonstration, the students should pay attention to the presenter/teacher. Instruct them to identify the steps and note the important point. Make sure the students know about generic structures, language features so they can make a sentence that expresses the steps because they will deliver the demonstration into the written text
6. The students begin to create the procedure text based on demonstration in Canva that have given by the presenter or teacher. Students are allowed to ask about topic to ensure their understanding (Amalia,2017).
7. After completing the assignment, they should submit the task by mentioning teacher's E-mail

Advantages of Using Canva to Teaching Writing

The descriptions below would explained the advantages of using Canva in teaching writing. Maine and Yundayani et al. have explained in their article concerning several advantages of Canva as follows:

1. The student will produce their writing, presentations and projects conveniently become more fascinating through Canva.
2. Canva could assist the educators or teachers who want to switch their class virtually but still interactive, immersive also creative class.
3. As a teaching media, it helps the teachers encourage students creativity, enhancing collaboration and streamlining work.
4. As a tool for teaching, it is also great at encouraging creativity, enhancing collaboration and streamlining work (Bridget de Maine, 2021) .
5. The reader is excited to read
6. The students are confident and motivated while creating their writing to become representative
7. The images provided by Canva can be helping the students to develop their ideas(Yundayani,2021) .

From those advantages above, it explained that Canva could assist the students to produce writing as a fascinating form, impacting the reader interest. Students' ideas are gradually increased while creating the text. Canva also simplified the teacher to design the material more representative and help them to switch the online class, as these days in the pandemic era.

Disadvantages of Using Canva to Teaching Writing

Yundayani et al., in their journal, have explained that there are several limitations of Canva. It is, according to her students, as follows:

1. Canva does not give feedback about students' work, which means their writing.
2. Canva does not correct their errors in grammar and part of speech while created their writing.
3. While creating their writing through Canva, it makes students feel confused to write collaboratively (Yundayani,2019) .
4. The internet connection should be faster.

To overcome those advantages, here are some solutions related to the problems above. Before the student submits their writing form, the teacher will correct students' grammatical pattern, giving feedback regarding students' work. This is very important if they want to publish to the online platforms that the audience will read. Students will do the assignment manually since Canva is challenging to let the students do the assignments as in the previous teaching through the textbook. The internet will use school WiFi that has provided by the school.

METODOLOGI

This research was conducted at SMP Negeri 18 Palembang City. The research procedure includes 5 stages, namely: 1) Pre-test. 2) Introducing students to the padlet application, its benefits, and the procedure for using it, 3) Conducting Procedure text learning through the Canva application, 4) Practicing writing Procedure Text, and 5) Holding a Post-test.

Pre-Test

The Pre-Test or often referred to as the initial test is a test that is carried out to get an overview of students' initial mastery of the material that we will teach (Effendy, 2016). This pre-test aims to determine the initial ability to write Procedure Text of SMP N 18 Palembang City students. Here the

trainer gives a writing test in the form of a subjective test by instructing students to write procedure text based on the theme given, namely; how to make fried rice. Even though the test is in the form of a Subjective test, the trainer assesses students using the procedure text scoring rubric where the assessment of student writing is assessed based on the elements of writing procedure text which includes; 1 content, 2 Vocabulary, 3. Grammar, and 4. Mechanic. Introduction to the Canva Application to Students The introduction to the canva application is intended so that students know what the canva application is, what are the advantages of using the canva application, and how we can use the canva application to write

Introduction to Canva Application

This introduction to the canva application is intended for students to know what the canva application is, what are the advantages of using the canva application, and how we can use the canva application to write. After students understand the canva application, know the advantages of using the canva application and know how to use it, the researcher provides material about writing procedure text using the canva application.

Practice Writing Procedure Text After students have learned the notion of procedure text, generic structures or special structures of procedure text, connectors in procedure text, vocabulary needed to write procedure text, examples of procedure text, the next step students are asked to create their own procedure text whose contents must cover 3 important elements of procedure text namely Goals, Materials and Steps.

Post-Test.

The post test is a test that is carried out to determine the level of student mastery after being taught the material by educators (Effendy, 2016). Post-tests in community service are intended to determine the increase in students' ability to write procedure text after being taught using the Canva application. The questions given are still in the form of a Subjective Test where students are free to be creative in writing procedure text according to the theme given, but the post-test assessment still follows the procedure text assessment rubric which consists of: 1. Content, 2 Vocabulary, 3 Grammar, and 4. Mechanic as in PreTest

FINDINGS AND DISCUSSION

This research begins with giving a pre-test which aims to get an overview of students' initial skills in writing Procedure Text. The following are the results of writing Procedure Text from 15 students. Students' initial ability to write is still very lacking where the class average is 62.90. This value is still very far from the minimum score that students must achieve, namely 75.00. However, after conducting research with the Canva application, the last step as seen from the results of the Post Test was an increase in students' ability to write procedure text using the Canva application.

Referring to the results described earlier, it can be concluded that using Canva can improve student achievement. In this case, student achievement increases after applying Canva because Canva makes students excited to learn to write procedure texts, makes them enjoy learning to write procedure texts, makes them interested in the lesson, makes them feel comfortable sharing their writings.

CONCLUSION

Based on the research finding it proved that the Canva as a media has a significant effect on students' writing procedure text at students of SMP N 18 Palembang. It can be concluded that Canva Application is one of innovation for a better improvement of student's ability in writing. In conducting research using Canva Application to improve students' writing ability are expected to help

them more remind writing ability In other words, the mean score of post test was higher than the mean score of pre test. It is indirectly explained that the using of Canva Application as a media is significant and positive to the learning process especially writing Procedure Text. In conclusion, the research has proven that Canva Application as a media improved the students' writing ability

Related to the result of this research, the researcher offers some suggestion. First, For the teacher The writer suggests to use various media in teaching and learning English. Especially in writing skill to make students more interest and enjoy in teaching and learning process and automatically can improve their ability in it. One of media that can be used is Canva Application. By using the right media, it is expected that the students' ability in writing can be improved step by step. In Canva Application students can express their idea to write with added elements that there is in Canva Application. Second, For the students The writer suggest that the students should be active and creative to practice writing English text. The only one to become good at skill is to practice it. It is same in writing English text. Students can use many media which make them comfortable and enjoy in learning including Digital Poster Canva, which can improve their knowledge in writing ability. And Last, For the next researcher For the readers and other researcher, the writer suggest that by reading this thesis they can expected to be able to conduct or analyze research related to any problematic in writing ability, because there are still any problems about writing ability

REFERENCES

- Ameliah, M., Syam, U. K., Anugrawati, N., Sangkala, I., & Abdul, N. B. (2019). Using Picture Media To Enhance Writing Ability in Procedure Text. *Exposure Journal 48 English Education Department*, 8(1), 48–59. <https://doi.org/10.26618/exposure.v8i1.2072>
- Baajaj, Geetesh. 2019. Canva's Infographic Templates: Conversation with Liz Mckenzie. Available on <https://bitly.co/6kPv>. Uploaded on October 17, 2019 at 9:30 am.
- Budiman, Haris. 2017. Peran Teknologi Informasi dan Komunikasi dalam Pendidikan. *Al-Tadzkiyyah: Jurnal Pendidikan Islam*. Vol. 8(I), 31–43.
- Canva. Definition of Canva. An Article. Available on <https://bitly.co/6kPx>. Retrieved on 7th April, 2020
- Effendy, I. (2016). Pengaruh Pemberian Pre-Test dan Post-Test Terhadap Hasil Belajar Mata Diklat HDW.DEV.100.2.a pada Siswa SMK Negeri 2 Lubuk Basung. *Jurnal Ilmiah Pendidikan*, 1(2), 81–88.
- Hadi, Muhamad Sofian, et al. 2021. Teaching Writing Through Canva Application to Enhance Students' Writing Performance. *JOLLT Journal of Languages and Language Teaching*. April 2021. Vol. 9, No, 2, Availabe on <https://bitly.co/6c8m>, Retrieved on 30th April 2021.
- Jupri. (2018). Using Video Recipe To Improve the Junior High. *Journal of Languages and Language Teaching*, 6(2). Retrieved from <https://ejournal.undikma.ac.id/index.php/joltt/article/view/1262>
- Lubis, R. F., & Hasibuan, N. K. (2020). Students ' Writing Procedure Text Mastery. *English Journal for Teaching and Learning*, 08(02), 166–176.
- Lusiana, A Study on The Students' Ability in Writing Procedure Text, *Jurnal Untan*, Research article 2013, Availble on: <https://bitly.co/6QhN>. Retrieved on 4th April, 2021

- Maine, Bridget de. Canva for Education Beta: How to get started as a NSW teacher, Canva, An article, Available on: <https://bityl.co/6Qi1>, Retrieved on 16th April 2021.
- Manowong, Supaporn. 2017. —Incorporating Online Tools to promote English Reading for EFL Learners: An Action Research Study”, Pasaa Paritat Journal, Volume 32 (2017). Available on: <https://bityl.co/6QhE>. Retrieved on 12th January 2021.
- Nabela, Anesa. 2021. Using Canva Application in Teaching Writing to Improve Students’ Writing Skill of English, Academia Edu, A Journal, Available on: <https://bityl.co/6dZt>, Retrieved on May 1st, 2021.
- Rahmawati, V. E., & Sulistyaningsih. (2020). The Use of Instagram Picture Series as Media to Improve Students’ Ability in Writing Procedure Text. JournEEL (Journal of English Education and Literature), 2(1), 20–33. <https://doi.org/10.51836/journeel.v2i1.77>
- Seeley, Justin and Guy Kawasaki. Learning Canva. Lynda.com. An article. Available on: <https://bityl.co/6Qhu>, Retrieved on 23rd February, 2021.
- Xiao, L., Merkel, C. B., Nash, H., Ganoë, C., Rosson, M. B., Carroll, J. M & Farooq, U. (2005, January). Students as teachers and teachers as facilitators. In Proceedings of the 38th Annual Hawaii International Conference on System Sciences (pp. 4a-4a). IEEE.
- Yowell, C., & Rhoten, D. (2009). Digital media and learning. Forum for the future of higher education. 13-16. John D. and Catherine T. MacArthur Foundation.
- Yundayani, Audi, et, al. 2019. Investigating The Effect of Canva on Students Writing Skills. Journal of English Education, Volume 7, Issue 2, June 2019. Available on: <https://bityl.co/6Qi2>, Retrieved on 4th March 2021.